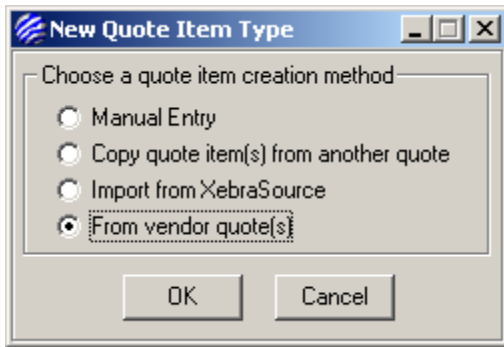


QUOTING - QUOTE ITEMS BASED ON VENDOR QUOTES

1. A new option has been added for creating a new quote item.



- The screen for vendor quote items is shown below.

Item Code: 4000F 2x1 rib tank top
 Bella ladies - Colours
 Remarks:
 Product Cat.:
 Vendor: FASHOZ Fashion Biz (Australia)

Ordering Information:
 Effective: April 2010 Prices exclude GST
 We do not accept phone orders, due to the possibility of error. Orders can be placed by e-mail, fax or post
 All orders over \$300.00 + GST are FIS [FREIGHT FREE] anywhere in Australia. Orders under \$300.00 + GST, freight will be charged.

Vendor Pricing
 Load Selected Quantities Double click quantity or price to select. Match Selections to Quantity Grid
 Prices listed are subject to change without notice. Additional changes may apply.

Vendor	Quote Number	Received	Qty	Cost	Qty	Cost	Qty	Cost	Qty	Cost	Qty	Cost
BLUE	123456	27-04-11	100	19.00	200	18.00	300	17.00	400	16.00	500	15.00
DYNHED	321654	28-04-11	100	19.50	200	18.50	300	17.50	400	16.50	500	15.50
EMBME	987789	29-04-11	100	25.00	200	23.00	300	21.00	400	19.00	500	17.00
FASHOZ	456654	30-04-11	100	24.00	200	22.00	300	20.00	400	18.00	500	16.00
INTEX	987654	01-05-11	100	24.50	200	22.50	300	20.50	400	18.50	500	16.50

Quote Quantities
 Target % Margin: 35 UOM: ea Enter bundled costs in Additional Charges below.

	Quantity	Bundled Setup Cost	Bundled Unit Cost	Item Unit Cost	Total Unit Cost	Unit Price	Total Profit	Actual % Margin	Select	Price Lock
<input checked="" type="checkbox"/> Add	100	0.00	0.00	19.00	19.00	29.23	1023.00	35.00	<input type="radio"/>	<input type="checkbox"/>
<input checked="" type="checkbox"/> Add	200	0.00	0.00	18.50	18.50	28.46	1992.00	35.00	<input type="radio"/>	<input type="checkbox"/>
<input checked="" type="checkbox"/> Add	300	0.00	0.00	21.00	21.00	32.31	3393.00	35.00	<input type="radio"/>	<input type="checkbox"/>
<input checked="" type="checkbox"/> Add	400	0.00	0.00	18.00	18.00	27.69	3876.00	34.99	<input checked="" type="radio"/>	<input type="checkbox"/>
<input checked="" type="checkbox"/> Add	500	0.00	0.00	16.50	16.50	25.38	4440.00	34.99	<input type="radio"/>	<input type="checkbox"/>

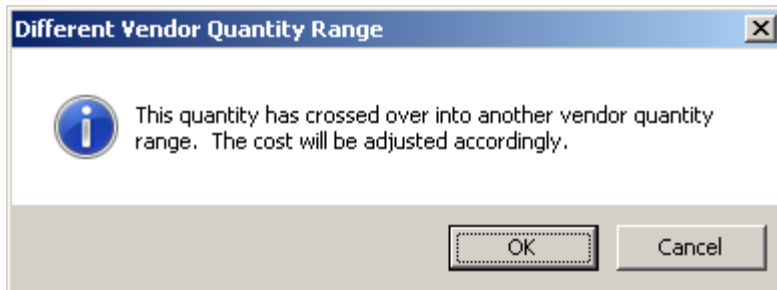
Additional Charges
 Use same cost/price for all quantities

	Item Code (optional)	Description	Category	Vendor	Itemise	Bundle	Unit	for all quantities	Cost	Price	
<input type="checkbox"/> Add					<input type="checkbox"/>	<input type="checkbox"/>	<input type="checkbox"/>	<input type="checkbox"/>			D
					<input type="checkbox"/>	<input type="checkbox"/>	<input type="checkbox"/>	<input type="checkbox"/>			D
					<input type="checkbox"/>	<input type="checkbox"/>	<input type="checkbox"/>	<input type="checkbox"/>			D
					<input type="checkbox"/>	<input type="checkbox"/>	<input type="checkbox"/>	<input type="checkbox"/>			D
					<input type="checkbox"/>	<input type="checkbox"/>	<input type="checkbox"/>	<input type="checkbox"/>			D
					<input type="checkbox"/>	<input type="checkbox"/>	<input type="checkbox"/>	<input type="checkbox"/>			D
					<input type="checkbox"/>	<input type="checkbox"/>	<input type="checkbox"/>	<input type="checkbox"/>			D
					<input type="checkbox"/>	<input type="checkbox"/>	<input type="checkbox"/>	<input type="checkbox"/>			D
					<input type="checkbox"/>	<input type="checkbox"/>	<input type="checkbox"/>	<input type="checkbox"/>			D

- When quote requests are added, upon closing the quote request form, the Vendor Pricing grid will refresh according to the vendor quote information.
- When a quote request is received, the quantity and pricing information can be changed/added by entering the data immediately into the prompts on the Vendor Pricing grid.
- As noted in the instructions above the Vendor Pricing grid between the Load Selected Quantities button and the Match Selections to Quantity Grid button, quantity/cost pairs can be selected by double clicking either the quantity or the cost. Selected items are shaded.
- If there are no existing quantities in the Quote Quantities grid, clicking the Load Selected Quantities button will load up to 5 selected quantities. If more than 5 quantities are selected, an error message will occur.

7. If quantities other than zero exist in the Quote Quantities grid and the user clicks the Load Selected Quantities button, the user will be presented with some options.
 - a. The user may at this time completely overwrite what is in the Quote Quantities grid with the selected information in the Vendor Pricing grid.
 - b. The user may add only newly selected quantities to the Vendor Pricing grid. In this case the system will simply ignore selected quantities that have already been added.
 - c. If the user does not choose to overwrite the entire grid and any existing quantities or costs in the Quote Quantities grid have been changed in the Vendor Pricing grid, the user will be asked if he/she wants to update the quantities and/or costs in the Quote Quantities grid with the new quantities and/or costs.
 - d. If the total of the new selections in the Vendor Pricing grid and existing quantities in the Quote Quantities grid that do not belong to any of the current Vendor Pricing selections total more than 5, the user will be instructed to de-select some Vendor Pricing quantities, remove some Quote Quantities from the Quote Quantities grid, or if less than 5 quantities are selected on the Vendor Pricing grid, overwrite the Quote Quantities grid entirely.
8. When manually changing a quantity in the Quote Quantities grid, if the user enters a quantity that crosses over into another quantity range quoted by the vendor, the user will be prompted

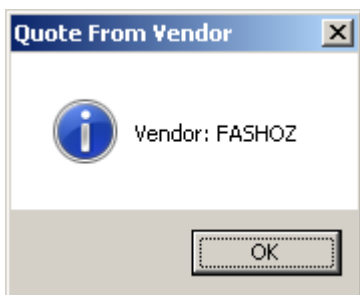
...



After clicking OK, the cost and the selected cells in the Vendor Pricing grid will change.

9. There was no real good way to identify vendors associated with quantities in the Quote Quantities grid, so I provided some ways.
 - a. Selecting Quote Quantity lines will result in a vendor code change in the Vendor Prompt in the item information section at the top of the form.
 - b. Right clicking on the Quantity prompt in the Quote Quantities grid will produce a popup

...



- c. If the user has really been playing with the Vendor Pricing grid and the selected cells no longer reflect that is showing in the Quote Quantities grid, the Vendor Pricing grid can

be refreshed to match the Quote Quantities grid by clicking the Match Selections to Quantity Grid button.

10. Recording the order will result in a line item being created for the vendor associated with the selected quantity in the Quote Quantities grid, which should also be showing in the Vendor prompt at the top.

QUESTION: I have not done anything yet with the “Copy quote item(s) from another quote” option when copying quote items based on vendor quotes. Please let me know what elements of the vendor quote line items you think I should be copying over to the new quote item.

ALSO please play with this extensively in the test system trying various scenarios for changing/adding quantity selections to the Quote Quantities grid via the Load Selected Quantities button and let me know if there are any problems or anything should be changed.